



# Product Import

---

Version 4.2

Jack Gerrard  
October 2016

# Foreward

The focus of this document is the creation of Product components for use with uniCenta oPOS in v4.2 and later.

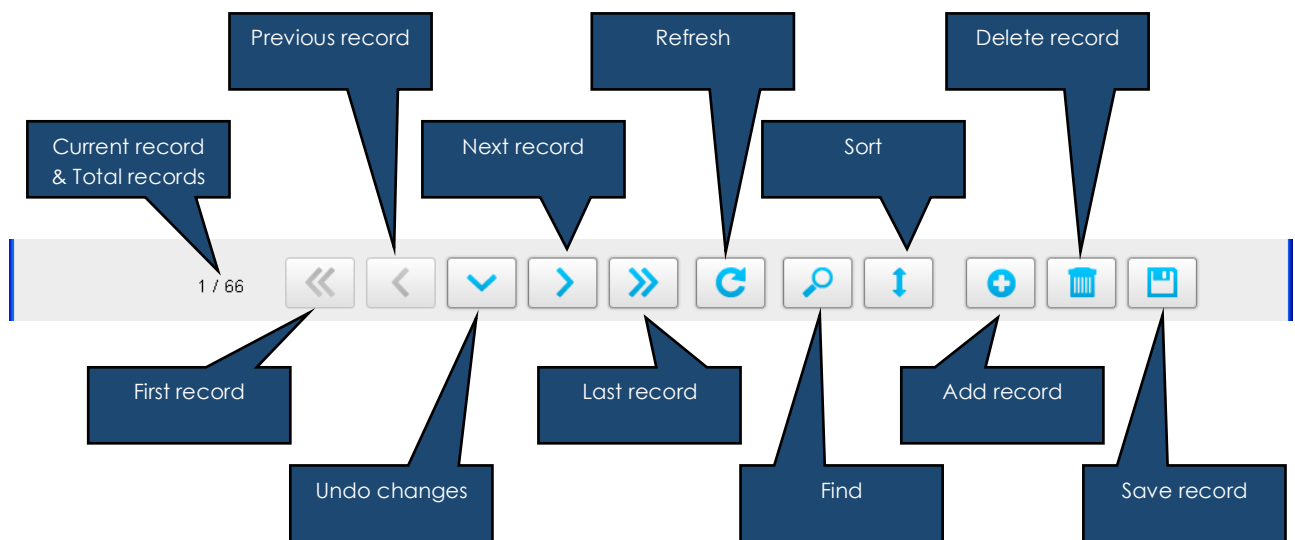
Take things step-by-step and try not to feel too intimidated. Follow this guide and you won't go far wrong.

Date	Version	Author	Comment
September 2016	Beta4	Jack Gerrard	Draft
October 2016	4.2	Jack Gerrard	Final

## Useful things

### Editor Toolbar

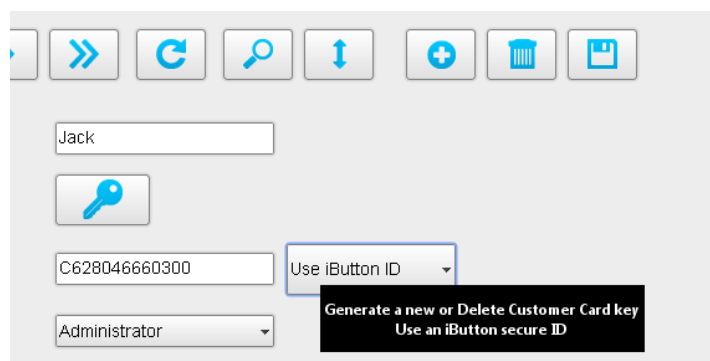
You will see this toolbar is used throughout uniCenta oPOS so here's a quick overview of what the buttons do. The Editor Toolbar appears in all record management forms.



### Tooltips

Lots of things in uniCenta oPOS use pop-up Tooltips.

All you have to do is hover your mouse pointer over a component for a second and it will give you a brief description of what it does. Tooltips are constantly being added or revised as uniCenta oPOS development progresses.



# PRODUCT IMPORT

Product Import can be found in the TOOLS panel and serves two purposes:

1. Importing new Products
2. Updating existing Product Prices

The import file – the source - must be in Comma Separated Value (CSV) format and can originate from something like Microsoft's Excel or your preferred text editor.

Here are the basic rules to follow when building any CSV file:

1. The first line of the source file must contain field headers. These do not have to be the same as the uniCenta oPOS Product record's form fields though it is advisable to make them at least similar so they can be identified more easily.
2. All fields must be a text string separated by a comma (,)
3. The end of each row must be completed by a CarriageReturn(CR) and LineFeed(LF)

Using an app' like Excel will automatically add these for you.

See the `products_import_example.csv` and `menu_products_import_example.xlsx`

# SOURCE FILE

## Fields in bold are Mandatory

### REFERENCE

Must be unique. Up to 250 characters. Also known as an SKU, this field can be your own construct and which could be used to conveniently "group" types of item.

**BARCODE** must be unique. Up to 250 characters. EAN-8, EAN-13, UPC-A, UPC-E, CODE128 or even your own structure.

**NAME** Up to 250 characters. Duplicates are acceptable. As uniCenta oPOS uses HTML for certain functions and use of ampersands (&) should be avoided else errors will possibly occur.

**BUYPRICE** 0.00 or greater. Up to 9 decimal places accepted.

**SELLPRICE** 0.00 or greater. Up to 9 decimal places accepted.

**Note:** The default is 2 decimal. To use more set the currency format in uniCenta oPOS Configuration

**TAX** 000 Tax Exempt (0%) or 001 Tax Standard (20%) are uniCenta oPOS defaults. If you have more tax rates you should create these first in Taxes.

**CATEGORY** Up to 250 characters. The field can be an existing Category. uniCenta oPOS will automatically create a new Category for you when found in the source file if it doesn't exist already.

**SUPPLIER** Optional. Up to 250 characters. uniCenta oPOS will automatically create a new Supplier for you when found in the source file if it doesn't exist already.

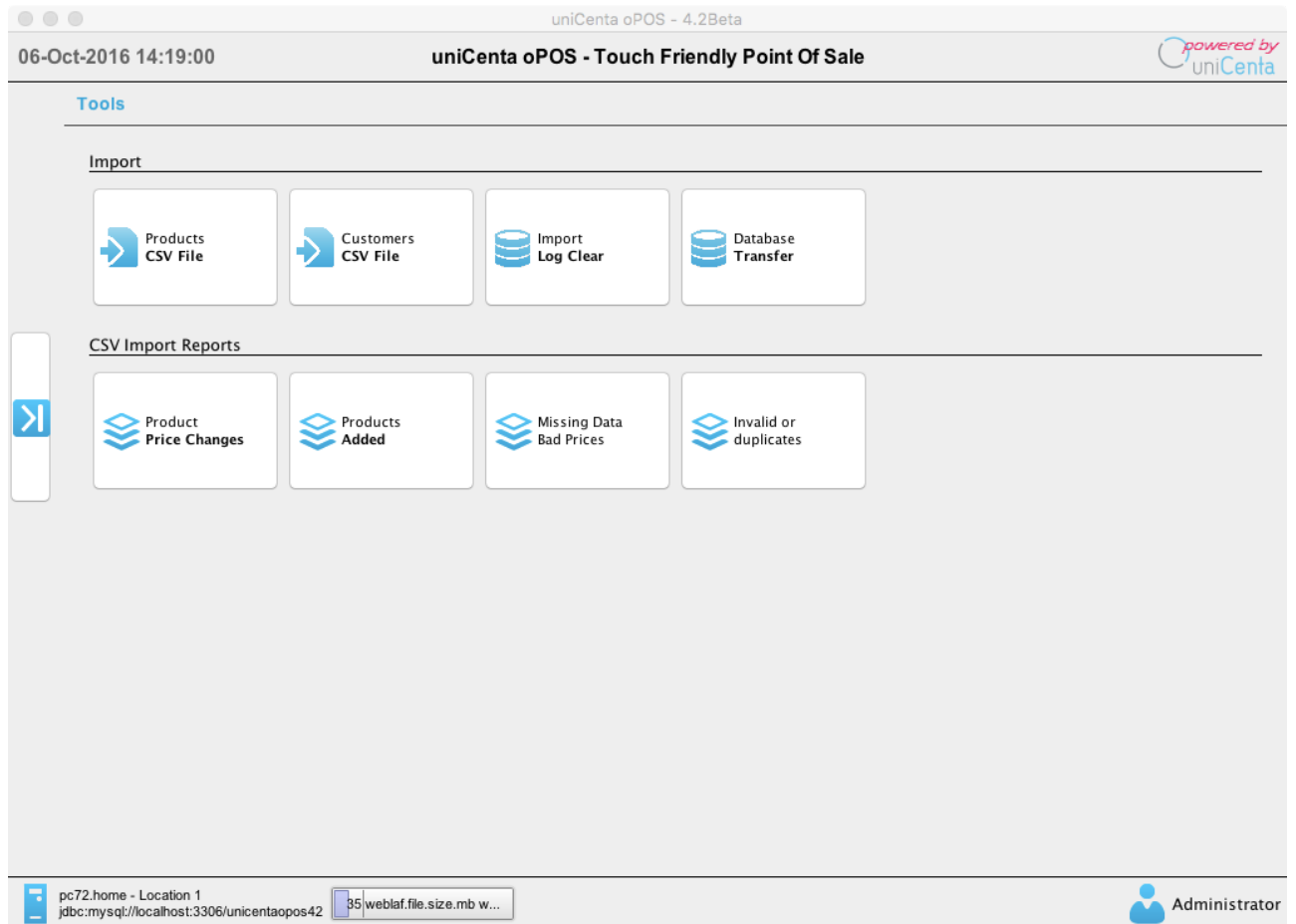
**DISPLAY** Hidden. Up to 250 characters. Including this column in your source file allows you to replace the default Product button text in the sales screen. If not included uniCenta oPOS will automatically create this from the Product Name.

**TEXTTIP** Hidden. Up to 250 characters. Including this column in your source file allows you to replace the default Product button text in the sales screen. If not included uniCenta oPOS will automatically create this from the Product Name.

### Example CSV file construct:

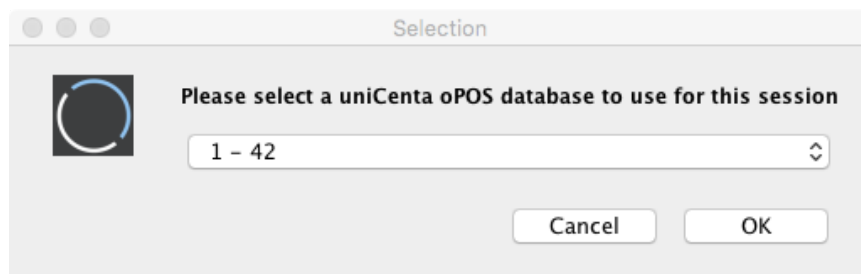
**REFERENCE, BARCODE, NAME, BUYPRICE, SELLPRICE, TAX, CATEGORY, SUPPLIER, DISPLAY, TEXTTIP**  
BB-00001, BB-00001, AMIGOS, 2.19, 3.95, 001, BOTTLE BEER, Supplier A, <html><center>AMIGOS, AMIGOS

# UTILITIES TOOLS



Touch the **Products CSV File** to start.

If you have your Configuration set to use two databases the pop-up below will appear. Select the current database in use.



Selecting Cancel will immediately close uniCenta oPOS and you will need to restart.

# PRODUCTS IMPORT

The screenshot shows the uniCenta oPOS - Touch Friendly Point Of Sale interface. The title bar indicates the version is 4.2Beta. The main header shows the date and time as 06-Oct-2016 14:31:25. The interface is titled "Products CSV File" and includes a "Waiting..." status bar. On the left, there is a sidebar with a blue arrow icon. The main area contains several input fields for file selection and configuration:

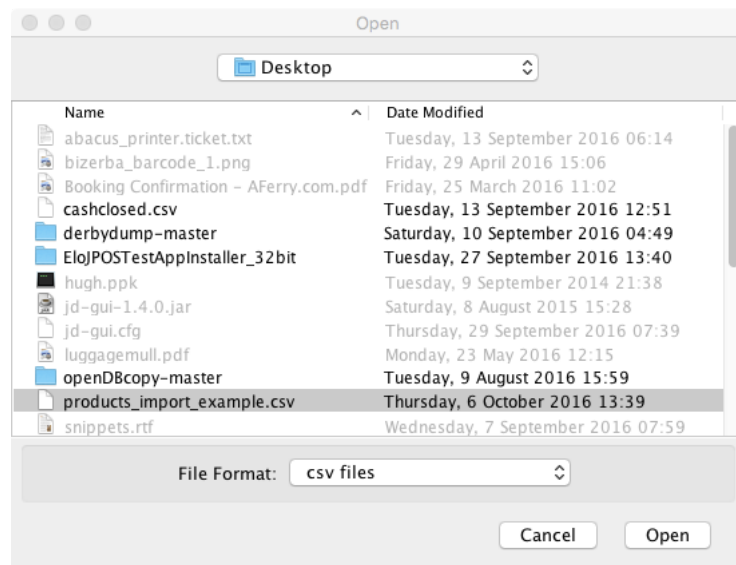
- File:** A text input field with a folder icon button.
- Separator:** A dropdown menu with a double arrow icon.
- Read Header:** A button.
- Reference:** A dropdown menu.
- Barcode:** A dropdown menu.
- Name:** A dropdown menu.
- Buy Price:** A dropdown menu.
- Sell Price exc':** A dropdown menu.
- Tax:** A dropdown menu.
- Category:** A dropdown menu.
- Default Cat':** A dropdown menu.
- Supplier:** A dropdown menu.
- Default Sup':** A dropdown menu.
- Show:** A checkbox.
- Sell Price includes Tax?:** A checkbox.
- Reset:** A button.
- Import CSV:** A button.

On the right, there is a "Status" section with a table of records found:

Status	Records Found
Records Found	
New Products	
Invalid Products	
Prices Updated	
Missing Data	
Bad Items	
Not Changed	
Bad Categories	

At the bottom, there is a status bar showing the database connection: "pc72.home - Location 1 jdbc:mysql://localhost:3306/unicentaopos42". The user is logged in as "Administrator".

The first step is to select the source Product CSV file to import.



By default only CSV files are shown in the file list. If the source file has a different filename.suffix choose the All files File Format from the drop-down box.



# PRODUCTS IMPORT

uniCenta oPOS - 4.2Beta

06-Oct-2016 14:26:45

uniCenta oPOS - Touch Friendly Point Of Sale

powered by uniCenta

Import version 4.2

Products CSV File

File: /Users/jackgerrard/Desktop/products\_import\_example.csv

Separator: ..

Read Header

Imported 102%

Reference: REFERENCE

Barcode: BARCODE

Name: NAME

Buy Price: BUYPRICE

Sell Price exc': SELLINCTAX

Tax: TAX

Category: CATEGORY

Default Cat': WINE

Supplier: SUPPLIER

Default Sup': uniCenta

Show: ☒ ☒ Sell Price includes Tax?

Reset Import CSV

Status	
Records Found	419
New Products	419
Invalid Products	0
Prices Updated	0
Missing Data	0
Bad Items	0
Not Changed	0
Bad Categories	

pc72.home - Location 1  
jdbc:mysql://localhost:3306/unicentaopos42

49 weblaf.file.size.mb w...

Administrator

The next step is to choose the Separator. The default separator is comma(,)

Next choose the Read Header button. uniCenta oPOS will open the file and will immediately read all the rows into memory

Select the appropriate field from the drop-down box list to match the label to the left. Remember, the first line of the source CSV file is used to fill the drop-down box content.

There are two special options for these fields:

1. Category - [ DEFAULT CATEGORY ] and [ REJECT ITEMS WITH BAD CATEGORIES ]
2. Supplier - [ DEFAULT SUPPLIER ] and [ REJECT ITEMS WITH BAD SUPPLIERS ]

Choosing the REJECT option will set the process not to include the Product 's Category or Supplier if it doesn't already exist in uniCenta oPOS

Alternatively the import process can direct import records to a specific Category or Supplier by choosing [ DEFAULT CATEGORY ] in the Category list and setting the Default Cat' drop-down box an similarly for Supplier and Default Sup'.

Until all the mandatory fields are completed the Import CSV button will remain disabled.

# PRODUCTS IMPORT

uniCenta oPOS - 4.2Beta

06-Oct-2016 14:41:08 uniCenta oPOS - Touch Friendly Point Of Sale

powered by uniCenta

Products CSV File

Import version 4.2

File: /Users/jackgerrard/Desktop/products\_import\_example.csv

Separator: ..

Read Header

Imported 101%

Reference: REFERENCE

Barcode: BARCODE

Name: NAME

Buy Price: BUYPRICE

Sell Price exc': SELLINCTAX

Tax: TAX

Category: CATEGORY

Default Cat': Category Standard

Supplier: SUPPLIER

Default Sup': uniCenta

Show: ☒ Sell Price includes Tax? ☒

Reset Import CSV

Status

Records Found	419
New Products	0
Invalid Products	0
Prices Updated	418
Missing Data	0
Bad Items	0
Not Changed	1
Bad Categories	

pc72.home - Location 1 jdbc:mysql://localhost:3306/unicentaopos42 25 webfaf.file.size.mb w...

Administrator

## Show check-box

Ticking this will set the Product to appear in the sales screen. Whether checked or un-checked new Products are still added and visible in the Products form.

## Set Price includes Tax?

Ticking this box affects the Sell Price exc' field. It will automatically calculate the net Sell Price based on the value of the Tax rate set in uniCenta oPOS Taxes.

Un-checked does the reverse and will add the set Tax rate to the value of supplied in the source CSV file.

## Reset button

Clears all of the import form's fields.

## Import CSV

Starts the import process. Progress is shown above **Status** area.

# CATEGORIES

uniCenta oPOS - 4.2Beta

07-Oct-2016 3:45:00

uniCenta oPOS - Touch Friendly Point Of Sale

powered by uniCenta

### Categories

2 / 25

Category Standard

COCKTAILS MOJITOS

BOTTLE

VODKA

SHOTS

PACKAGE

RUM

WHISKY

MIXERS

LIQUEURS

BOTTLE BEER

GIN

WINE

SPIRITS

BOURBON

SHARERS

SYRUP

BRANDY

COCKTAILS

TEQUILA

DRINKS N TINGS

SOFT DRINK

COCKTAILS DAIQUIRI

DRAUGHT BEER

CHAMPAGNE

Name \*

COCKTAILS MOJITOS

Category

Text Tip

In Catalogue? ☐ OFF

Display Name in panel ☒ Order

Image

100%

Administrator

This Product form shows an example of newly created Categories from the source CSV file.

# PRODUCTS

uniCenta oPOS - 4.2Beta

06-Oct-2016 14:46:19

uniCenta oPOS - Touch Friendly Point Of Sale

powered by uniCenta

### Products

Category  Buy Price  None

Barcode  Sell Price exc'  None

Name  None

1 / 421

BB-00001 - AMIGOS  
BB-00002 - ANCHOR LIBERTY ALE  
BB-00003 - ANCHOR PORTER  
BB-00004 - BECKS  
BB-00005 - BIRRA MENABREA  
BB-00006 - BLUEBERRY CLASSIC BITT  
BB-00007 - BROOKLYN  
BB-00008 - BUDWEISER  
BB-00009 - CHARLES WELLS DNA  
BB-00010 - CHESHIRE GOLD  
BB-00011 - CORONA  
BB-00012 - DEAD CROW (BOURBON BE  
BB-00013 - DESPERADOS  
BB-00014 - FIVE AM RED ALE  
BB-00015 - GOOSE ISLAND  
BB-00016 - GRIMBERGEN  
BB-00017 - GRIMBERGEN DOUBLE AMI  
BB-00018 - GUNPOWDER PREMIUM MI  
BB-00019 - HEINEKEIN  
BB-00020 - MELVILLES CRAFT

General Stock Image Bi BB-00001 - AMIGOS

Reference \* BB-00001 Barcode \* BB-00001

Name \* AMIGOS

Category \* BOTTLE BEER

Attributes  Mandatory ☐

Tax Category \* Tax Standard

Sell Price inc' \* £3.95 UOM Each

Sell Price exc' £3.29 Gross Profit Margin

Buy Price \* £2.19 33.47% 50.3%

Supplier Supplier A

pc72.home - Location 1  
jdbc:mysql://localhost:3306/unicentaopos42  
25 webiaf.file.size.mb w...

Administrator

This Product form shows an example of newly created Products from the source CSV file.

# SUPPLIERS

uniCenta oPOS - 4.2Beta

07-Oct-2016 3:46:58

uniCenta oPOS - Touch Friendly Point Of Sale

powered by uniCenta

### Suppliers

1 / 7

uniCenta  
Supplier C  
Supplier B  
Supplier A  
Supplier D  
Supplier E  
0

Account ID  Search Key \*

VAT ID

Supplier

Visible ☒

Credit Limit  Debt Date

Current Debt

Contact Address Transactions Notes

First Name

Last Name

email

Telephone

Mobile Phone

Fax

pc72.home - Location 1  
jdbc:mysql://localhost:3306/unicentaopos42

64 webgl.f.file.size.mb w...

Administrator

This Product form shows an example of newly created Products from the source CSV file.

# SALES SCREEN

uniCenta oPOS - 4.2Beta

06-Oct-2016 15:09:50

uniCenta oPOS - Touch Friendly Point Of Sale

powered by uniCenta

Item Price Units Taxes Value Pri...

Administrator - (03:09 477)

Subtotal Tax Total

BOTTLE

BOTTLE BEER

BOURBON

BRANDY

Category Standard

CHAMPAGNE

BACARDI

BELUGA

BELVEDERE - BTL

BOMBAY

DISARONNO -

FINLANDIA -

GREY GOOSE -

JACK DANIELS -

JACK DANIELS

JAGERMEISTER -

RUSSIAN

SAILOR JERRY -

TANQUERAY -

pc72.home - Location 1  
jdbc:mysql://localhost:3306/unicentaopos42

73 web Laf file size mb w...

Administrator

Sales screen

# INVENTORY REPORT

Inventory: Location and Category								Printed	
								07/10/2016 3.14 AM	
Ref.	Name	Units	Price Buy	Buy Value	Price Sell	Sell Value	Storage	Min.	Max.
Location : Location 1									
Supplier 0									
BOTTLE									
SP-01400	BACARDI SUPERIOR - BTL	0	£38.89	£0.00	£58.33	£0.00	0	£0.00	0 0
SP-01601	BELUGA PREMIUM - BTL	0	£66.67	£0.00	£100.00	£0.00	0	£0.00	0 0
SP-01602	BELVEDERE - BTL	0	£55.55	£0.00	£83.33	£0.00	0	£0.00	0 0
SP-01203	BOMBAY SAPPHIRE - BTL	0	£47.22	£0.00	£70.83	£0.00	0	£0.00	0 0
SP-01300	DISARONNO - BTL	0	£47.22	£0.00	£70.83	£0.00	0	£0.00	0 0
SP-01605	FINLANDIA - BTL	0	£55.55	£0.00	£83.33	£0.00	0	£0.00	0 0
SP-01606	GREY GOOSE - BTL	0	£61.11	£0.00	£91.67	£0.00	0	£0.00	0 0
SP-01707	JACK DANIELS - BTL	0	£47.22	£0.00	£70.83	£0.00	0	£0.00	0 0
SP-01708	JACK DANIELS HONEY -	0	£50.00	£0.00	£75.00	£0.00	0	£0.00	0 0
SP-01309	JAGERMEISTER - BTL	0	£47.22	£0.00	£70.83	£0.00	0	£0.00	0 0
SP-01610	RUSSIAN STANDARD - BT	0	£44.45	£0.00	£66.67	£0.00	0	£0.00	0 0
SP-01411	SAILOR JERRY - BTL	0	£52.78	£0.00	£79.17	£0.00	0	£0.00	0 0
SP-01212	TANQUERAY - BTL	0	£44.45	£0.00	£66.67	£0.00	0	£0.00	0 0

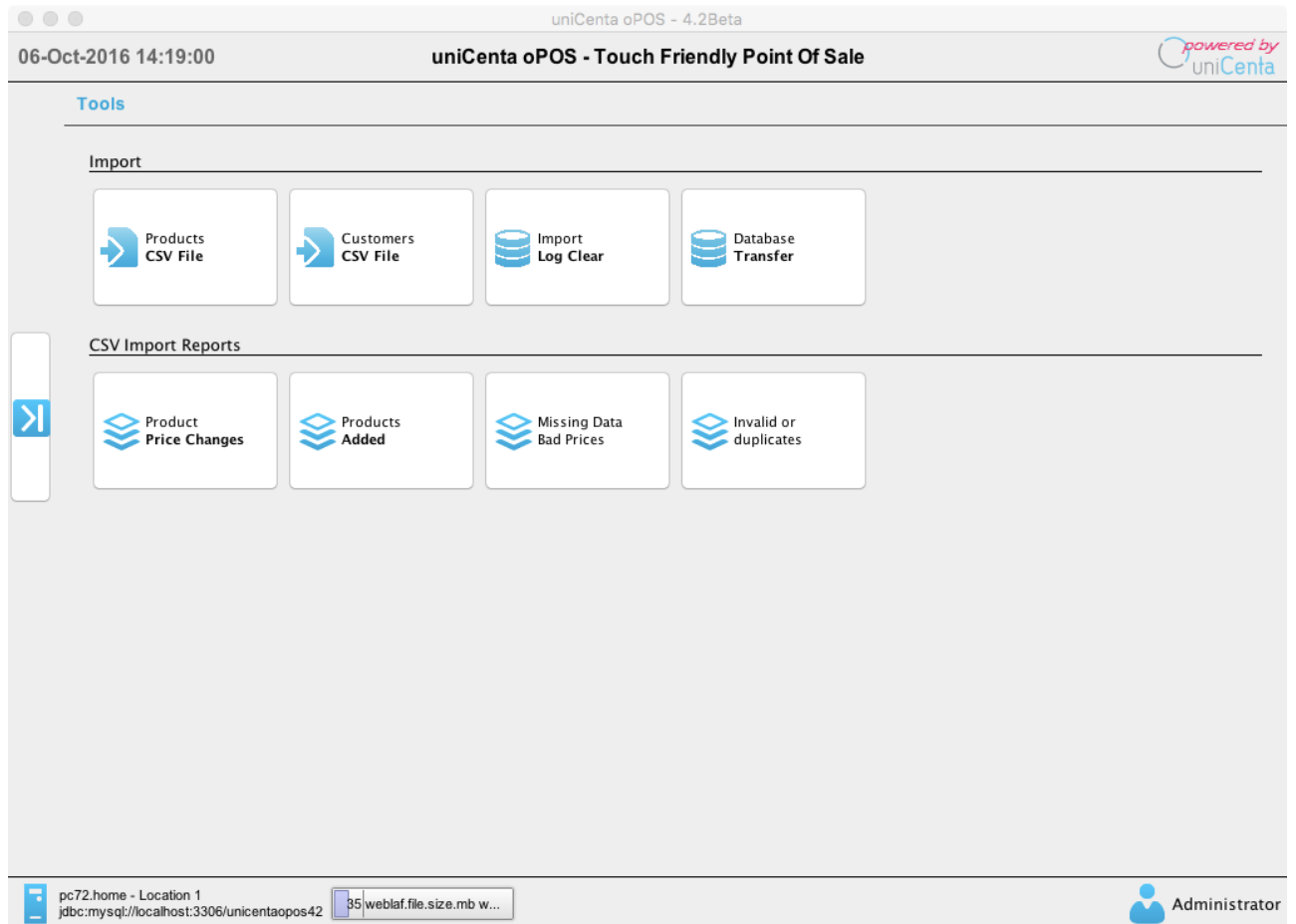
Page 1 of 18

# NEW PRODUCTS REPORT

New Products Added						Printed	
						07/10/2016 3.33 AM	
Reference	Barcode	Category	Name	Buy Price	Sell Price		
BB-00001	BB-00001	BOTTLE BEER	AMIGOS	£2.19	£3.29		
BB-00002	BB-00002	BOTTLE BEER	ANCHOR LIBERTY ALE	£2.22	£3.33		
BB-00003	BB-00003	BOTTLE BEER	ANCHOR PORTER	£2.22	£3.33		
BB-00004	BB-00004	BOTTLE BEER	BECKS	£1.89	£2.83		
BB-00005	BB-00005	BOTTLE BEER	BIRRA MENABREA	£2.05	£3.08		
BB-00006	BB-00006	BOTTLE BEER	BLUEBERRY CLASSIC BITTER	£2.22	£3.33		
BB-00007	BB-00007	BOTTLE BEER	BROOKLYN	£2.39	£3.58		
BB-00008	BB-00008	BOTTLE BEER	BUDWEISER	£1.89	£2.83		
BB-00009	BB-00009	BOTTLE BEER	CHARLES WELLS DNA	£2.22	£3.33		
BB-00010	BB-00010	BOTTLE BEER	CHESHIRE GOLD	£2.22	£3.33		
BB-00011	BB-00011	BOTTLE BEER	CORONA	£2.00	£3.00		
BB-00012	BB-00012	BOTTLE BEER	DEAD CROW (BOURBON BEER)	£2.17	£3.25		
BB-00013	BB-00013	BOTTLE BEER	DESPERADOS	£2.19	£3.29		
BB-00014	BB-00014	BOTTLE BEER	FIVE AM RED ALE	£2.22	£3.33		
BB-00015	BB-00015	BOTTLE BEER	GOOSE ISLAND	£2.39	£3.58		
BB-00016	BB-00016	BOTTLE BEER	GRIMBERGEN	£2.22	£3.33		
BB-00017	BB-00017	BOTTLE BEER	GRIMBERGEN DOUBLE AMBREE	£2.22	£3.33		
BB-00018	BB-00018	BOTTLE BEER	GUNPOWDER PREMIUM MILD	£2.22	£3.33		
BB-00019	BB-00019	BOTTLE BEER	HEINEKEN	£1.89	£2.83		
BB-00020	BB-00020	BOTTLE BEER	MELVILLES CRAFT	£2.50	£3.75		

Page 1 of 13

# IMPORT LOG REPORTS



The CSV Import Reports provide useful views of the key data stored in the import log table.

The option button's title describes each of the report's content and, of course, relies on data being available.

The reports are best run after an import session and are especially helpful in tracing any errors that may have occurred during processing.



# IMPORT LOG

The screenshot displays the uniCenta oPOS - Touch Friendly Point Of Sale interface. At the top, the title bar shows 'uniCenta oPOS - 4.2Beta'. Below it, the header includes the date '07-Oct-2016 3:24:31', the application name 'uniCenta oPOS - Touch Friendly Point Of Sale', and the 'powered by uniCenta' logo. The main content area features a sidebar with 'Import', 'Log', and 'Clear' options. The 'Clear' option is selected, leading to a 'Reset Import Data' section. This section contains a warning box stating: 'Performing this action, will clear all data in the CSVImport table. It is recommended that this is performed before running a new import.' Below the warning, there is a checkbox labeled 'Enable' which is checked, and a button labeled 'Clear Import Log' with a trash icon. The bottom status bar shows the user is logged in as 'Administrator' and provides system information like 'pc72.home - Location 1' and 'jdbc:mysql://localhost:3306/unicentaopos42'.

During the import process each row is written to a logging table called csvimport.

The log table can be retained for as long as required and is useful as a point of reference to compare the original source CSV file.

Choosing the Import Log Clear option will delete **all** imported records from the log table.

# PERFORMANCE

Here is a sample performance report from a Product CSV Import process:

Oct 04, 2016 11:23:16 AM com.openbravo.data.loader.PreparedSentence openExec...

...

Oct 04, 2016 11:31:49 AM com.openbravo.data.loader.PreparedSentence openExec  
INFO: Executing prepared SQL: INSERT INTO products (ID, REFERENCE, CODE, CODETYPE, NAME, PRICEBUY, PRICESELL, CATEGORY, TAXCAT, ATTRIBUTESET\_ID, STOCKCOST, STOCKVOLUME, IMAGE,

...

...

Elapsed Time: 8min's : 33sec's

Machine: Apple MacBook Air 1.4GHz 2GB RAM OS X El Capitan

Count snapshot of some tables:

TABLES	RECORDS
categories	10
products	10988
products_cat	10988

## Tip:

Keep each Category's Products to a maximum 1000 items.

Obviously uniCenta oPOS is a graphical application and scrolling through a large number of items on the sales screen is not only impractical for day-to-day use, and affects performance.

Try breaking a large number of a Category's Products into smaller sub-Category chunks.

Un-Check the System>Configuration>General tab>Hide Footer Status Bar to show the dynamic memory meter.

If you have a very large source CSV file and a low specification computer you can use the information shown here to fine-tune the uniCenta oPOS start.bat or start.sh

For example:

Rows	100,000
PC RAM	2GB
File	start.bat
Change	-Xmx1024 to -Xmx2048

```
start /B javaw -Xms512m -Xmx2048m -cp %CP% -Djava.library.path="%DIRNAME%\lib\Windows/i368-mingw32" -Ddirname.path="%DIRNAME%\.\" -splash:unicenta_splash_dark.png  
com.openbravo.pos.forms.StartPOS %1
```